



Consortium for the  
Accreditation of  
Sonographic Education

# ANNUAL REPORT

## 2015 -2016



BMUS 



IPEM



THE SOCIETY FOR  
VASCULAR TECHNOLOGY OF  
GREAT BRITAIN AND IRELAND

## INDEX

	<i>Page</i>
Introduction from the Chair	<a href="#"><u>2</u></a>
About CASE	<a href="#"><u>3</u></a>
About the Member Organisations	<a href="#"><u>3</u></a>
How CASE works	<a href="#"><u>4</u></a>
Achievements in 2015 - 2016	<a href="#"><u>5</u></a>
CASE Finances	<a href="#"><u>7</u></a>
Looking Forward	<a href="#"><u>8</u></a>
CASE Accredited Courses	<a href="#"><u>9</u></a>
CASE Committee	<a href="#"><u>10</u></a>
CASE Accreditors	<a href="#"><u>10</u></a>
Contact Details	<a href="#"><u>11</u></a>



## Introduction from the Chair

**Gill Dolbear, July 2017**

The 2015-16 academic year was an extremely busy time for CASE, with the accreditation and reaccreditation of a number of ultrasound programmes and Focused Courses, the APMR (Annual Performance Monitoring Review) process and revision of the CASE Handbook. In addition, the programme for the annual CASE Update Day was completely refreshed in order to align it with current issues relating to sonographic education and was positively evaluated by the 21 delegates who were able to attend. Overall, it was a very enjoyable event which prompted lots of questions and an interesting discussion regarding possible solutions to the current sonography workforce crisis.

I've heard it said that, if you're going to do something, you might as well do it during interesting times! My term of office as CASE Chair was certainly interesting, as we have witnessed an unprecedented period of change in ultrasound education and training in response to increased service delivery needs throughout the last few years. During this time, CASE Committee members and accreditors have never failed to 'step up to the plate' to take on the accreditation of an increased number of focused courses and new direct entry programmes, to take part in Update Days and to re-write the CASE Handbook. A vast amount of work has been completed and we have all grown as a result. It has been my privilege to be part of such genuine and effective team-working.

There is, however, still much for CASE to accomplish in terms of being pro-active and reactive in relation to the evolving landscape within ultrasound education and training, and I am enjoying supporting the new CASE Chair, Simon Richards, as he settles into the role. I would also like to take this opportunity to formally thank the CASE Co-ordinator, Sally Hawking, for the fantastic support that she provides to the Chair and the CASE Committee.

*Gill Dolbear*



## About CASE

CASE was established in 1993 to allow organisations with a shared interest to come together to provide appropriate and relevant oversight of all aspects of sonographic education.

It is operated on a not-for-profit basis and is not formally incorporated as a company or a charity.

It relies on volunteers to commit their time to ensure that students who graduate from its accredited courses do so with the best in education, mentor support and clinical competency; thus preparing the sonographic workforce of the future.

## About the Member Organisations of CASE

Member Organisations (MOs) are normally those which have direct responsibilities and interest in the practice of sonography and its education and training. They are independent bodies with their own professional concerns in relation to the research, education and practice of medical ultrasound.

Member Organisations share in common the concern that education must continue to develop to meet changing technology, clinical practice and service requirements. They recognise the need to collaborate to set and maintain standards, optimise education and training development and provision, and make validation and accreditation procedures as robust as possible. They understand the need to do this in conjunction with the relevant external bodies, including statutory bodies.

In 2015-16, the MOs of CASE were:

The British Medical Ultrasound Society



The College of Radiographers



The Institute of Physics and Engineering in Medicine



The Society for Vascular Technology of Great Britain and Ireland



## How CASE works

The primary role of the Consortium is to accredit high quality training programmes and focused courses that promote best ultrasound practice and ensure that ultrasound practitioners are safe and competent to practise, whilst taking into account informed views of service needs.


The strategic direction and policy of CASE are decided by the Member Organisations (MOs) which make up the Consortium. The MOs meet twice a year, and set a financial and business plan for the Consortium.

Each MO nominates three appropriately qualified representatives from amongst its own membership to serve on the CASE Committee, with two out of the three attending each meeting.

The CASE Committee is responsible for implementing CASE policy. The Committee normally meets three times a year to:

- ensure, via a co-ordinated programme of validation and monitoring, that standards of education and training in sonography are being set, maintained and enhanced
- establish a co-ordinated approach to setting, maintaining and enhancing standards of education and training in sonography, ensuring that the standards are and remain approved by the Consortium
- undertake validation and periodic review of individual education and training programmes and focused courses in sonography, and to accredit programmes and focused courses in the name of the Consortium.

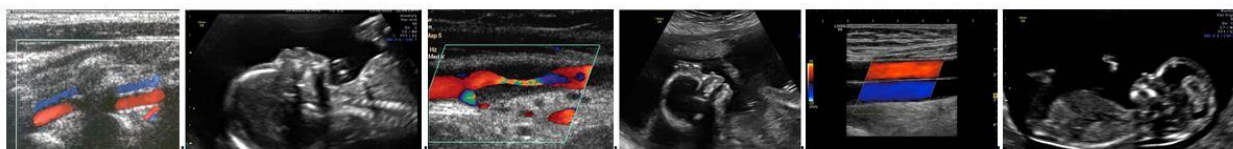
A comprehensive CASE Handbook guides the CASE Committee in its work, and regular CASE training days help to keep assessors' skills up to date.



## Achievements in 2015 – 2016

During this year:

- 6 MSc programmes received CASE re-accreditation
- The first Direct Entry MSc Medical Ultrasound received CASE accreditation
- 1 new Postgraduate Certificate course received CASE accreditation
- 3 focussed courses received CASE re-accreditation
- 2 new Accreditors were approved to join the team (and 1 resignation)
- 4 new members joined the CASE Committee (no leavers)
- 40 requests for help and information via the website were dealt with, with an average response time of 2.5 days
- All accredited universities submitted a satisfactory return to the CASE annual monitoring performance review (APMR)
- CASE was involved in contributing to policy discussions about sonographic education with Health Education England (HEE) and shared anonymised APMR data with the working group
- CASE continued to work with HEE on issues relating to the sonography workforce crisis
- The Accrutor Day in November 2015 was the most successful to date with 21 attendees including Accreditors, Course Leaders and others with an interest in sonographic education
- The CASE Handbook was fully revised
- The CASE website was completely redesigned and updated
- CASE led a session at BMUS 2015 in December
- CASE led a session at the Philips Sonographers' Day in January 2016
- We opened talks with the Chartered Society of Physiotherapists and the College of Podiatrists about becoming Member Organisations of CASE, and continued to seek discussions with the Royal College of Nursing and the Royal College of Midwives
- CASE was represented at a meeting of the College of Podiatry Specialist Advisory Group for Ultrasound in Podiatry



Also in 2015, the Consortium agreed the following four Principles to guide its work:

- 1. Reporting should not be separated from scanning.**
- 2. Scanning is a ‘dynamic’ investigation in which the acquisition of suitable images and assessment of them is entirely operator-dependent at the time of the scan. Deficiencies in acquisition cannot be rectified by involving a more skilled practitioner at a later stage. Assessment and interpretation of saved images is recognised as sub-optimal practice although, as with all image interpretation, dual reporting can be helpful in increasing specificity.**
- 3. The risk of patient harm and consequent litigation against any healthcare organisation providing a poor quality service is very high so the need for competence at the point of scanning is paramount.**
- 4. Workforce modelling and the development of innovative training routes to meet the demand for sonography services should demonstrate increased efficiency of provision and effectiveness in delivery of diagnosis and treatment to patients.**

These Principles will be applied to all aspects of CASE’s work.



## CASE Finances

CASE's activities are funded through two main sources: fees paid by Member Organisations to be part of the Consortium; and fees charged to course providers for accreditation services.

Total income for the year to 30<sup>th</sup> September 2016 fell slightly at £12350 (£12950 in 2015), partly as a result of the loss of one member organisation this year.

Total expenditure rose slightly at £10206 (£9957 in 2015). The largest proportion of CASE expenditure relates to administrative costs. These include the Case Coordinator costs which cover the role of the Case Coordinator to:

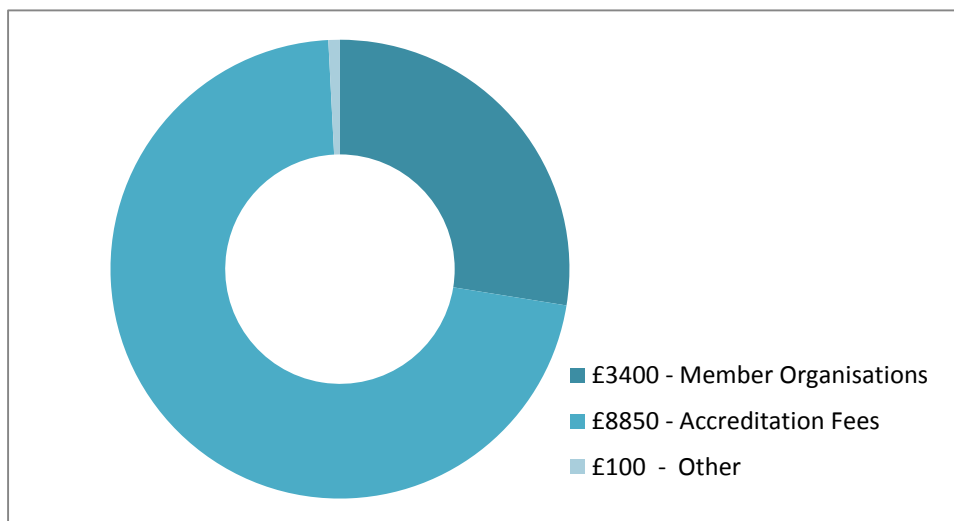
- support the Chair of CASE
- organise and manage the accreditors and accreditation events
- organise and minute the MOs' and Case Committee meetings
- manage and update the website
- draft marketing and business plans for the MO meetings
- maintain the CASE finances and prepare the annual accounts.

Other expenses covered under this heading include travel, meetings, website maintenance costs and recently introduced banking charges.

Overall this has led to a surplus for the year of £2144 (£2933 in 2015), shown in the balance sheet, with reserves increasing to £11209.

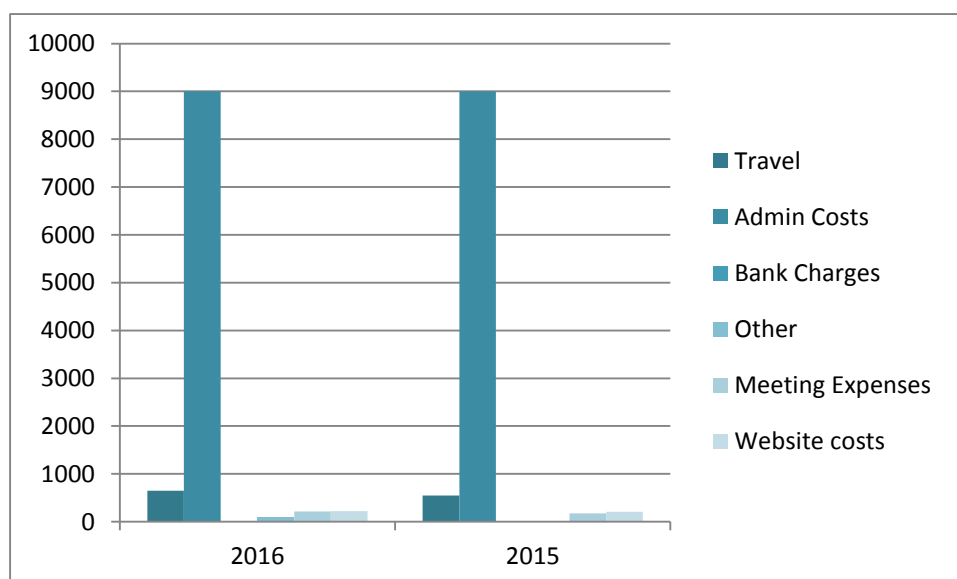
The budget for 2016 was agreed by the member organisations at the meeting in October 2015.

### CASE Income 2016





## CASE Expenditure 2016



## Looking Forward

Plans for 2016-17 include:

- Inducting Simon Richards as new Chair of the CASE consortium, taking over from Gill Dolbear.
- Upgrading the Annual Performance Monitoring Review (APMR) database which CASE uses
- Signing up the Chartered Society of Physiotherapists and the College of Podiatrists as new Member Organisations
- Pursuing discussions with the Royal College of Nursing and the Royal College of Midwives about joining CASE.
- Holding an Accreditor Update Day in November
- Holding a strategy day to review our financial position and identify new income-generating activities to ensure that CASE can cover its costs
- Reviewing new developments in ultrasound education and ensuring that CASE accreditation is 'fit for purpose'
- Publishing Position Statements relevant to current developments in the ultrasound workforce, based on the CASE Principles.

**CASE Accredited Courses 2015-2016*****MSc Programmes***

AECC/University of Bournemouth	MSc Medical Ultrasound
Birmingham City University	MSc Medical Ultrasound
Canterbury Christ Church University	MSc Medical Ultrasound
Cardiff University	MSc Medical /Obstetric and/or Gynaecological Ultrasound
City University London	MSc Medical Ultrasound
Glasgow Caledonian University	MSc Medical Ultrasound
King's College London	MSc Medical Ultrasound/ MSc Vascular Ultrasound
Sheffield Hallam University	MSc Medical Ultrasound
Teesside University	MSc Medical Ultrasound
University of Cumbria	MSc Medical Imaging (Ultrasound)
	MSc Medical Ultrasound (Direct Entry Accelerated Route)
University of Derby	MSc Medical Ultrasound
University of Leeds	MSc Diagnostic Imaging
University of Salford	MSc Ultrasound Imaging
University of the West of England	MSc Medical Ultrasound
University of Ulster	MSc Advancing Practice in Medical Ultrasound

***Postgraduate Certificate***

University of East London	PgC Musculoskeletal Ultrasound
---------------------------	--------------------------------

***Focused Courses***

AECC/Bournemouth University	Musculoskeletal Ultrasound Podiatry Musculoskeletal Ultrasound 3 <sup>rd</sup> Trimester Pregnancy Growth Ultrasound Basic Gynaecology & Early Pregnancy Ultrasound
Birmingham City University	1 <sup>st</sup> Trimester Screening 3 <sup>rd</sup> Trimester Fetal Surveillance Obstetric Ultrasound Dating for Family Planning Early Pregnancy Ultrasound Transvaginal Ultrasound for Infertility
Canterbury Christ Church University	Hands, Wrists & Feet in Rheumatology 3 <sup>rd</sup> Trimester Ultrasound Scanning
Glasgow Caledonian University	Abdominal Aortic Aneurysm Screening Synovitis Sonography Course 3 <sup>rd</sup> Trimester Obstetric Ultrasound
University of Essex	Musculoskeletal Ultrasound

## CASE Committee 2015-2016

<b>Chair:</b>	Gill Dolbear	SCoR		
<b>Vice-Chair:</b>	Dr Vivien Gibbs	SCoR		
<b>Members:</b>	Heather Venables	BMUS	Dr Adam Lovick	IPEM
	Simon Richards	BMUS	Prof Neil Pugh	IPEM
	Catherine Kirkpatrick	BMUS	Rosalind Lea	SVT
	Gill Harrison	SCoR	Dr Valda Gazzard	SVT
	Crispian Oates	IPEM	Anna Jerram	SVT

## CASE Accreditors 2015-2016

*Thank you to all our accreditors for volunteering their time in support of CASE*

Jane Anderson	Portsmouth NHS Hospitals Trust
Jane Arezina	University of Leeds
Katherine Barton	University of Portsmouth
Annemarie Bevan	University of Wales, Pontypridd
Gareth Bolton	University of Cumbria
Peter Cantin	Plymouth Hospitals NHS Trust
Elizabeth Chapman	Queen Margaret Hospital, Dunfermline
Gillian Coleman	University of Derby
Gillian Crofts	University of Salford
Diane Dickson	Glasgow Caledonian University
Gill Dolbear	Canterbury Christ Church University
Theresa Fail	National School of Healthcare Science, Health Education West Mid's
Jan Forster	Leeds General Infirmary
Ben Freedman	Kings College Hospital, London
Elaine Gardiner	Glasgow Caledonian University
Dr Valda Gazzard	Treliske Hospital, Truro
Dr Vivien Gibbs	University of the West of England, Bristol
Sue Halson-Brown	Kings College London
Gill Harrison	City, University of London
Dr Bob Jarman	Queen Elizabeth Hospital, Gateshead
Gerry Johnson	University of Salford
Rosalind Lea	Mid Cheshire Hospitals NHS Foundation Trust, Crewe
Dr Adam Lovick	Sandwell General Hospital, West Bromwich
Frith Noble	Dr Gray's Hospital, Elgin
Dr Crispian Oates	Freeman Hospital, Newcastle-upon-Tyne
Dr David Oxborough	Liverpool John Moores University
Pam Parker	Hull & East Yorkshire NHS Hospital Trust
Simon Richards	University of Teesside
Prof Malcolm Sperrin	Royal Berkshire & Battle Hospitals NHS Trust
Jacquie Torrington	City, University of London
Heather Venables	University of Derby
Wendy Williams	University Hospital Llandough, Cardiff
Jean Wilson	University of Leeds
Rachel Wilson	Hull & East Yorkshire NHS Hospital Trust



## Consortium for the Accreditation of Sonographic Education

CASE May 2017

Contact: Sally Hawking

Case Coordinator

[case@ipem.ac.uk](mailto:case@ipem.ac.uk)

[www.case-uk.org](http://www.case-uk.org)

 [@CASE\\_news](https://twitter.com/CASE_news)

BMUS 



IPEM



THE SOCIETY FOR  
VASCULAR TECHNOLOGY OF  
GREAT BRITAIN AND IRELAND