



Consortium for the
Accreditation of
Sonographic Education

ANNUAL REPORT

2018 - 2019

(1st October 2018 to 30th September 2019)



This Photo by Unknown Author is licensed under [CC BY-SA](https://creativecommons.org/licenses/by-sa/4.0/)



INDEX

	<i>Page</i>
Introduction from the Chair	<u>2</u>
About CASE	<u>4</u>
About the Member Organisations	<u>4</u>
How CASE works	<u>5</u>
Mission Statement and Aims	<u>6</u>
Achievements in 2018 - 2019	<u>7</u>
CASE Finances	<u>8</u>
Looking Forward	<u>9</u>
CASE Accredited Courses	<u>10</u>
CASE Committee	<u>11</u>
CASE Accreditors	<u>11</u>
Contact Details	<u>12</u>

Introduction from the CASE Member Organisation's Chair



Pamela Parker, *BMUS Development Officer*

I write this towards the end of 2019 and as my tenure as the Chair of the CASE Member Organisation Group comes to an end. I fully expect that when this is published in Spring 2020 we will have a vitalised government who have addressed the real and pressing issues that the ultrasound profession faces. If this is the case, then read no further.

Sadly, the pragmatist in me realises that this is unlikely to be so and therefore a brief resume of the outstanding and unresolved issues facing sonography is required.

I can appreciate that things appear to be very quiet on the national front regarding the sonographer career development and, in particular, the issue regarding regulation. Please be reassured work has been happening in the background throughout 2019 to make this a reality, and at the very least, bring to the attention of the Minister for Health and Social Care.

The completion of the sonographer career framework in early 2019, supported by the Standards for Sonographic Education also produced in 2019 has shown that a range of entry options into the profession are possible. Indeed, we are aware of discussions up and down the country regarding developing undergraduate and apprenticeship programmes. We are aware though that grave concerns were raised about the level of education these graduates will receive and the disparity that occurs between an undergraduate education and the expectations of service users such as our patients and FASP. With this in mind the development of postgraduate certificates in advanced practice skills is much encouraged and this will be better described through the HEE project. Indeed, BMUS has been awarded the contract to develop Best Practice Guidance for preceptorship and capability development. This will describe the transition from career level 5 (entry point of a graduate) and then subsequent requirements for transition between the career levels outlined in the finalised career progression framework closely aligned to the CASE learning outcomes.

The question of training placements is always thorny but at least HEE have listened to some extent. HEE are working with the training group of the Sonographer Workforce Project and have developed a business model proposal to extend training capacity – the

document is known as CLUSTA and applications were being submitted in late summer 2019. The impact of this is uncertain but additional capacity is required if we are to support the extra training needs our health service so desperately requires.

As for regulation – this is the biggest hurdle of all and one in which the profession needs to collaborate and support where we can. Sonography is a small voice in a very loud political landscape, particularly at the moment. To this end BMUS, CASE, the RCR and SCoR are working in unison to lobby where we can. We have held meetings with the leads of various government organisations and people of influence; with strength in numbers we are doing what we can.

However, we do need you as HEI's to help. One of the key points in the PSA report was that statutory regulation is recommended when there is evidence workforce has grown and poses a threat. One of the key arguments we are using is that evidence is now there to show the workforce is changing and has changed since the PSA report was commissioned in Nov 2018. However, we believe that significant changes are being stilted due to the hesitancy of HEI's to develop new undergraduate courses for a profession that may be unregulated and unemployable unless statutory regulation is available and a legal requirement. We believe that if government stated that they were in agreement that sonography should be regulated, as they have with the Physicians Associates, this would give the green light for undergraduate programmes to be developed. Regulation will take several years, but so will programme development, recruitment and the education process.

If this is the case, we could do with you lobbying your local HEE contacts to this affect. We could do with some pressure from educators if you feel able to help. A letter to your local HEE commissioning team, and any Cancer Alliance contacts you have, stating that you would develop courses and provide X amounts of additional sonographers if there was a guaranteed career route option would help support this cause. Patient safety is at the heart of all that we as a Consortium provide; regulation of sonographers goes some way to ensure this safety is there, heart and centre.

It has been a pleasure working with all the member organisations and staff members of CASE. I look forward to seeing the continued success of both the Consortium and sonographic education in the years to come. I wish my successor, Richard Evans OBE every success in driving CASE forwards to be the major player in ultrasound education



Pamela Parker

CASE MO Chair 2018 - 2019

About CASE

CASE was established in 1993 to allow organisations with a shared interest to come together to provide appropriate and relevant oversight of all aspects of sonographic education.

It is operated on a not-for-profit basis and is not formally incorporated as a company or a charity.

It relies on volunteers to commit their time to ensure that students who graduate from its accredited courses do so with the best in education, mentor support and clinical competency; thus preparing the sonographic workforce of the future.

About the Member Organisations of CASE

Member Organisations (MOs) are normally those which have direct responsibilities and interest in the practice of sonography and its education and training. They are independent bodies with their own professional concerns in relation to the research, education and practice of medical ultrasound.

Member Organisations share in common the concern that education must continue to develop to meet changing technology, clinical practice and service requirements. They recognise the need to collaborate to set and maintain standards, optimise education and training development and provision, and make validation and accreditation procedures as robust as possible. They understand the need to do this in conjunction with the relevant external bodies, including statutory bodies.

In 2018/19, the MOs of CASE were:



The British Medical Ultrasound Society



The Chartered Society of Physiotherapy



The College of Podiatry



The College of Radiographers



The Institute of Physics and Engineering in Medicine



The Society for Vascular Technology of Great Britain and Ireland

How CASE works

The primary role of the Consortium is to accredit high quality training programmes and focused courses that promote best ultrasound practice and ensure that ultrasound practitioners are safe and competent to practise, whilst taking into account informed views of service needs.

The strategic direction and policy of CASE are decided by the Member Organisations which make up the Consortium. The MOs meet twice a year and set a financial and business plan for the Consortium.

Each MO nominates three appropriately qualified representatives from amongst its own membership to serve on the CASE Committee, with two out of the three attending each meeting.

The CASE Committee is responsible for implementing CASE policy. In addition to virtual meetings, the Committee normally meet in person three times a year to:

- ensure, via a co-ordinated programme of validation and monitoring, that standards of education and training in sonography are being set, maintained and enhanced
- establish a co-ordinated approach to setting, maintaining and enhancing standards of education and training in sonography, ensuring that the standards are and remain approved by the Consortium
- undertake validation and periodic review of individual education and training programmes and focused courses in sonography, and to accredit programmes and focused courses in the name of the Consortium.

A comprehensive CASE Handbook guides the CASE Committee in its work, and regular CASE training days help to keep assessors' skills up to date.

Support services are provided by an MO (currently IPEM) who is responsible, under contract, for allocating staff to the roles of CASE Co-ordinator and CASE Finance Officer.



Accreditor Day, 14th May 2019

Mission Statement and Aims



To be the provider of choice for advice on the development and delivery of ultrasound education and training and to be the only recognised accreditor for ultrasound courses.

Our Aims:

1. To accredit high quality clinical* ultrasound education and training programmes (including focused courses, stand-alone modules and CPD) that promote best ultrasound practice and provide assurance that ultrasound practitioners are safe and competent to practice.
2. To identify the current and future needs of service providers with respect to clinical* ultrasound education and training and advise on education and training to meet the changing service and workforce needs.
3. To evaluate new and innovative training and education pathways at all academic levels and to accredit when appropriate to do so.
4. To monitor CASE accredited programmes of ultrasound education and training to ensure they continue to meet appropriate standards.
5. To assist with the development of ultrasound education and training programmes.

**The term 'clinical' recognises the multi-disciplinary nature of the workforce; in other circumstances the word 'medical' may be used.*



BMUS Annual Scientific Meeting, December 2018

Achievements in 2018 – 2019

During this year:

- We completed an end-to-end **Accreditation Review Project** to evaluate the accreditation process and propose ways for improvement & innovation and created an action plan based on the final report
- Provided evidence in support of the **statutory registration of sonographers** to Health Education England and the Professional Standards Authority
- Reviewed the funding model for CASE and implemented a three-year plan to improve sustainability
- Split the role of 'CASE Chair' to have a dedicated Committee Chair and a Member Organisations Chair to focus the responsibilities
- Created a framework to map the new National Occupation Standards for ultrasound imaging and for interventional ultrasound procedures to the CASE standards
- Signed a new contract with IPEM to deliver support services to CASE to 2022
- Two MSc programmes achieved CASE re-accreditation
- One new Pg Certificate achieved CASE accreditation
- One new focused course received CASE accreditation and 5 existing focused courses achieved re-accreditation
- Two interim reviews of new MSc programmes were successfully completed
- Two changes to existing courses were approved
- Assessment began on the first non-UK course for accreditation
- One new member joined the CASE Committee (2 others resigned)
- All 16 universities submitted a satisfactory return to the CASE annual programme monitoring review (APMR)
- 51 requests for help and information via the website were dealt with
- 31,511 visits were made to the CASE website which represents an increase of 35% on the previous year
- The 'Accreditor Day' in May 2019 had a record 28 attendees including Accreditors (both new and existing), Course Leaders and other interested parties
- Active contribution to the 'Integrated Imaging Workforce Group', set up by HEE
- Led a session at BMUS Ultrasound 2018 in December

CASE Finances

CASE's activities are funded through two main sources: fees paid by Member Organisations to be part of the Consortium and fees charged to course providers for accreditation services. Of particular importance this year was a contract agreed with the HEE for a sonography project, which is ongoing.

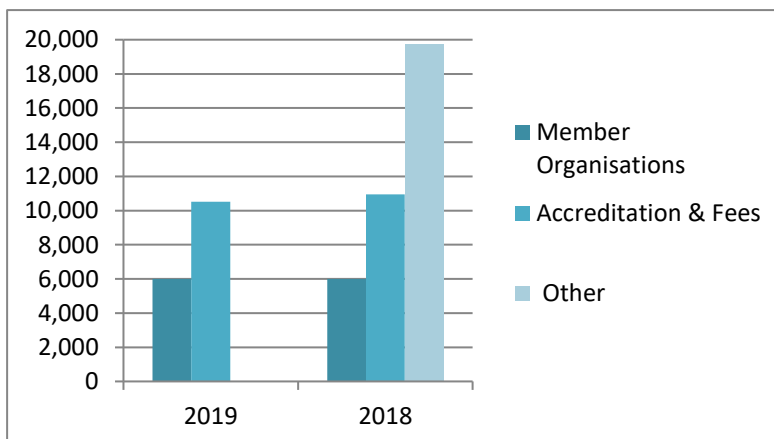
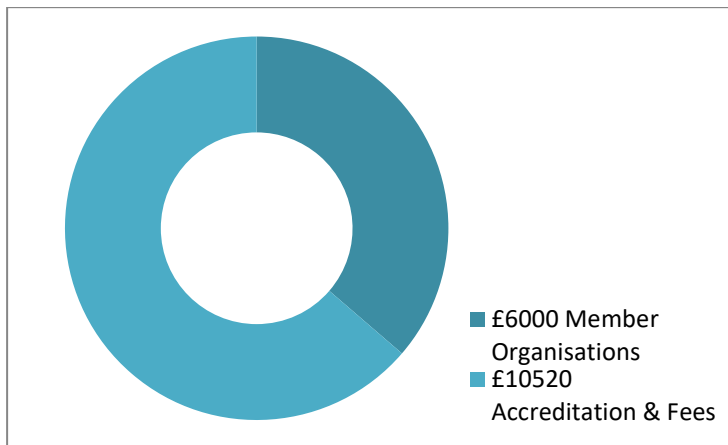
Total income for the year is £16,520 (£36,690 in 2018) which is on par with years prior to 2018 (when monies were received for the HEE Sonography project). In 2019 work continued on the HEE project with payments made to Cardiff University and IPEM. Therefore, funds of £8,389 will remain restricted for the purposes of the HEE sonography project, to ensure CASE deliverables can be completed.

Total expenditure has increased at £25,005, (£22,135 in 2018). Again, this includes HEE project expenses of £6,361. The remaining expenditure of £17,262 is slightly increased from previous years, due to increased administrative costs.

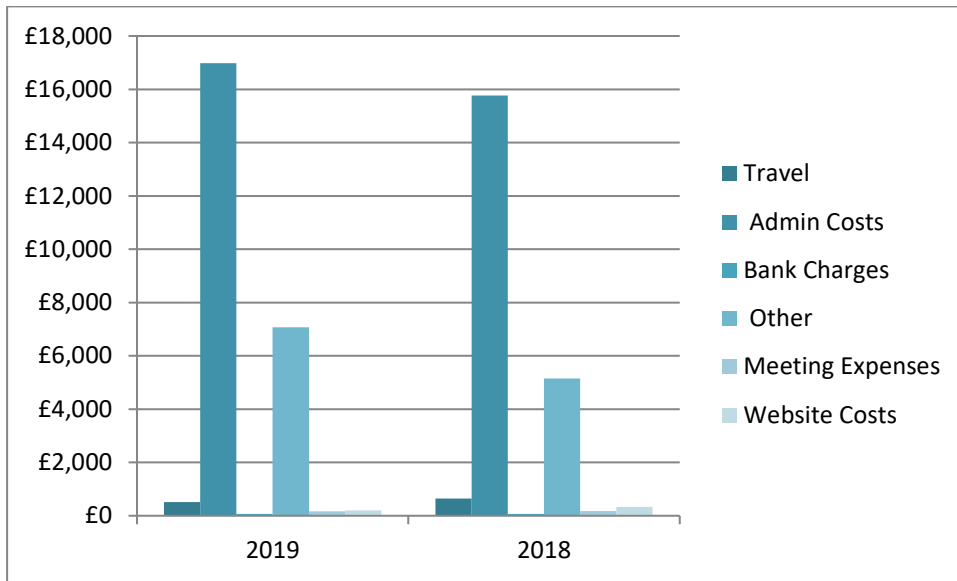
This has led to a deficit for the year of £8,485 (surplus of £14,555 in 2018), payment of monies for the HEE Sonography project amounting to £6,361 of this deficit. If we exclude the HEE project monies, there would be a deficit of £2,124.

The Balance Sheet shows reserves decreasing to £14,121.

- CASE Income 2019



- CASE Expenditure 2019



Looking Forward

Plans for 2019-20 include:

- Submitting a business case to HEE to request funding for an **Education Officer** (temporary role) to implement the recommendations from the Accreditation Review Project aimed at improving processes
- Begin a complete revision of the **CASE Handbook** to reflect the decision to accredit undergraduate courses and to align with the new processes
- Undertake a full review of the **MSK courses** which are currently accredited and make recommendations for good practice
- Introduce a new online platform for collecting the **APMR** data
- Design APMR data collection questionnaires to be implemented for undergraduate and focus courses
- Continue engagement with other organisations in the work of CASE and encourage new members to join the Consortium



CASE Accredited Courses 2018-2019

MSc Programmes

AECC/University of Bournemouth	MSc Medical Ultrasound
Birmingham City University	MSc Medical Ultrasound
Canterbury Christ Church University	MSc Medical Ultrasound
City, University London	MSc Medical Ultrasound
Glasgow Caledonian University	MSc Medical Ultrasound
King's College London	MSc Medical Ultrasound/ MSc Vascular Ultrasound
Sheffield Hallam University	MSc Medical Ultrasound
Teesside University	MSc Medical Ultrasound
University of Cumbria	MSc Medical Imaging (Ultrasound)
University of Derby	MSc Medical Ultrasound
University of Essex	MSc Musculoskeletal Ultrasound Imaging
University of Leeds	MSc Diagnostic Imaging
University of Salford	MSc Ultrasound Imaging
University of the West of England	MSc Medical Ultrasound
University of Ulster	MSc Advancing Practice in Medical Ultrasound

Postgraduate Certificate

Brunel University/The Ultrasound Site	PgC Musculoskeletal Ultrasound
University of East London	PgC Musculoskeletal Ultrasound

Focused Courses

AECC/Bournemouth University	Basic Gynaecology & Early Pregnancy Ultrasound 2nd Trimester Pregnancy Dating & Placenta Position Third Trimester Pregnancy Growth Podiatry Musculoskeletal Ultrasound Muscle Injury Ultrasound (Lower Limb Ultrasound)
Birmingham City University	1 st Trimester Screening 3 rd Trimester Fetal Surveillance Early Pregnancy Ultrasound Obstetric Ultrasound Dating for Family Planning Transvaginal Ultrasound for Infertility
Canterbury Christ Church University	3 rd Trimester Ultrasound Scanning Hands, Wrists & Feet in Rheumatology
Glasgow Caledonian University	Abdominal Aortic Aneurysm Screening Rheumatology Sonography Course
Public Health England	Abdominal Aortic Aneurysm Screening
Sheffield Hallam University	Ultrasound Scanning: 1st Trimester Ultrasound Scanning: 3rd Trimester

CASE Committee 2018-2019

Chair:	Simon Richards	BMUS		
Vice-Chair:	Gill Dolbear	SCoR		
Members:	Heather Venables	BMUS	Dr Adam Lovick	IPEM
	Gareth Bolton	BMUS	Dr Vivien Gibbs	SCoR
	Mike Smith	CSP	Gill Harrison	SCoR
	Stuart Wildman	CSP	Dr Valda Gazzard	SVT
	Lisa Newcombe	COP	Joanne Walker	SVT
	Jai Saxelby	COP	Mary-Ellen Williams	SVT
	Crispian Oates	IPEM		

CASE Accreditors 2018-2019 (in addition to the Committee Members listed above)

Thank you to all our accreditors for volunteering their time in support of CASE

Jane Arezina	University of Leeds
Mike Bryant	Blackpool Teaching Hospitals Foundation Trust
Dr Mhairi Brandon	Glasgow Royal Infirmary
Peter Cantin	Plymouth Hospitals NHS Trust
Gillian Coleman	University of Derby
Diane Dickson	Glasgow Caledonian University
Jane Dixon	Independent Consultant Physiotherapist
Theresa Fail	Health Education West Midlands
Ben Freedman	Kings College Hospital, London
Elaine Gardiner	Glasgow Caledonian University
Sue Halson-Brown	Kings College London
Allison Harris	City, University of London
Dr Bob Jarman	Queen Elizabeth Hospital, Gateshead
Gerry Johnson	University of Salford
Alison McBride	University of South Wales
Dr Pauline Mitchell	Sheffield Hallam University
Frith Noble	Dr Gray's Hospital, Elgin
Dr David Oxborough	Liverpool John Moores University
Jacque Torrington	City, University of London
Wendy Williams	Llandough Hospital, Penarth
Rachel Wilson	Hull & East Yorkshire NHS Hospital Trust



Consortium for the Accreditation of Sonographic Education

CASE March 2020

Contact: Sally Hawking

Case Coordinator

case@ipem.ac.uk

www.case-uk.org

 [@CASE_news](https://twitter.com/CASE_news)

BMUS



THE SOCIETY FOR
VASCULAR TECHNOLOGY OF
GREAT BRITAIN AND IRELAND