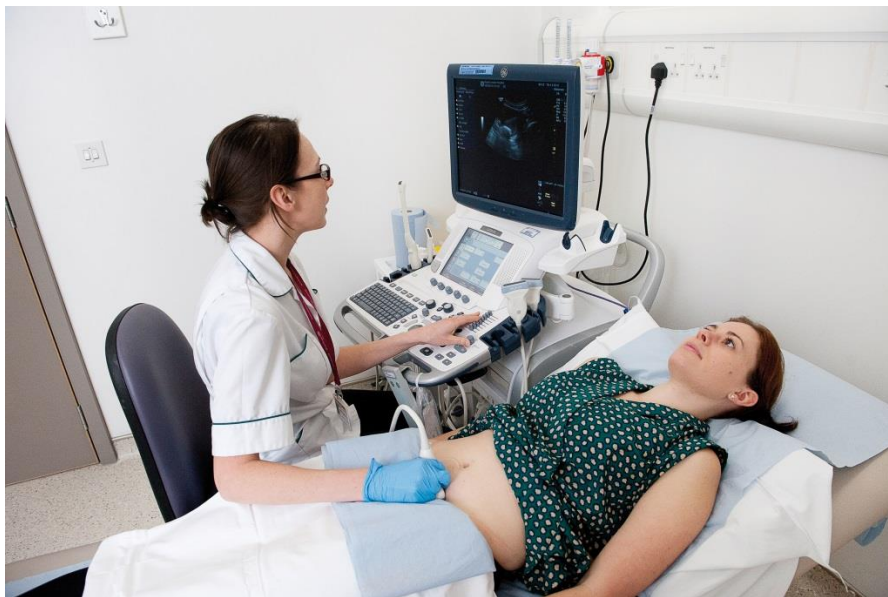




Consortium for the
Accreditation of
Sonographic Education

ANNUAL REPORT 2017 - 2018

(1st October 2017 to 30th September 2018)



INDEX

	Page
Introduction from the Chair	<u>2</u>
About CASE	<u>3</u>
About the Member Organisations	<u>3</u>
How CASE works	<u>4</u>
Mission Statement and Aims	<u>5</u>
Achievements in 2017 - 2018	<u>6</u>
New Member Organisation	<u>7</u>
CASE Finances	<u>8</u>
Looking Forward	<u>9</u>
CASE Accredited Courses	<u>10</u>
CASE Committee	<u>11</u>
CASE Accreditors	<u>11</u>
Contact Details	<u>12</u>



CASE Accreditor Day, 23rd October 2017

Introduction from the CASE Committee Chair




Simon Richards, March 2019

It has been another busy and exciting year for CASE. In February CASE was commissioned by Health Education England to write the “Standards for Sonographic Education.” I am very pleased to say these standards were designed and delivered efficiently and effectively, with input from key stakeholders, and have been very well received. I would like to take this opportunity to formally thank Gill Harrison, Gill Dolbear and everyone who had input into the writing of this excellent document, which will form the basis of future ultrasound education.

In April, Committee held a joint meeting with the representatives of the member organisations of CASE. This allowed future strategies to be determined and as a result the annual performance and monitoring review (APMR) processes will be reviewed and a full review of the accreditation process was proposed, to ensure CASE are able to fulfil all of our aims and to lead on ultrasound accreditation and education. Dr. Mike Smith, one of the CSP representative on the committee was commissioned to perform this review and the it is expected to be completed by July 2019. A new Validation and Accreditation handbook will also be written to reflect the ever-changing nature of ultrasound education.

CASE was fully involved in the professional issues and education sessions at the BMUS ASM. These sessions included excellent and enlightening presentations and it was good to meet and hear the views of the audience on the complex issues associated with current and future medical ultrasound practice.

CASE continue to play a key role in the discussions to determine the future of medical ultrasound practice and have representatives on all key stake holder groups. You can be assured CASE will ensure standards of education are maintained

A handwritten signature in black ink that reads "S.P. Richards". The signature is written in a cursive, slightly slanted style. The background is a light, textured surface, possibly a piece of paper or a scan of a document.

About CASE

CASE was established in 1993 to allow organisations with a shared interest to come together to provide appropriate and relevant oversight of all aspects of sonographic education.

It is operated on a not-for-profit basis and is not formally incorporated as a company or a charity.

It relies on volunteers to commit their time to ensure that students who graduate from its accredited courses do so with the best in education, mentor support and clinical competency; thus preparing the sonographic workforce of the future.

About the Member Organisations of CASE

Member Organisations (MOs) are normally those which have direct responsibilities and interest in the practice of sonography and its education and training. They are independent bodies with their own professional concerns in relation to the research, education and practice of medical ultrasound.

Member Organisations share in common the concern that education must continue to develop to meet changing technology, clinical practice and service requirements. They recognise the need to collaborate to set and maintain standards, optimise education and training development and provision, and make validation and accreditation procedures as robust as possible. They understand the need to do this in conjunction with the relevant external bodies, including statutory bodies.

In 2017/18, the MOs of CASE were:



The British Medical Ultrasound Society



The Chartered Society of Physiotherapy



The College of Podiatry



The College of Radiographers



The Institute of Physics and Engineering in Medicine



The Society for Vascular Technology of Great Britain and Ireland

How CASE works

The primary role of the Consortium is to accredit high quality training programmes and focused courses that promote best ultrasound practice and ensure that ultrasound practitioners are safe and competent to practise, whilst taking into account informed views of service needs.

The strategic direction and policy of CASE are decided by the Member Organisations which make up the Consortium. The MOs meet twice a year and set a financial and business plan for the Consortium.


Each MO nominates three appropriately qualified representatives from amongst its own membership to serve on the CASE Committee, with two out of the three attending each meeting.

The CASE Committee is responsible for implementing CASE policy. In addition to virtual meetings, the Committee normally meet in person three times a year to:

- ensure, via a co-ordinated programme of validation and monitoring, that standards of education and training in sonography are being set, maintained and enhanced
- establish a co-ordinated approach to setting, maintaining and enhancing standards of education and training in sonography, ensuring that the standards are and remain approved by the Consortium
- undertake validation and periodic review of individual education and training programmes and focused courses in sonography, and to accredit programmes and focused courses in the name of the Consortium.

A comprehensive CASE Handbook guides the CASE Committee in its work, and regular CASE training days help to keep assessors' skills up to date.

Support services are provided by an MO (currently IPEM) who is responsible, under contract, for allocating staff to the roles of CASE Co-ordinator and CASE Finance Officer.



Mission Statement and Aims



To be the provider of choice for advice on the development and delivery of ultrasound education and training and to be the only recognised accreditor for ultrasound courses.

Our Aims:

1. To accredit high quality clinical* ultrasound education and training programmes (including focused courses, stand-alone modules and CPD) that promote best ultrasound practice and provide assurance that ultrasound practitioners are safe and competent to practice.
2. To identify the current and future needs of service providers with respect to clinical* ultrasound education and training and advise on education and training to meet the changing service and workforce needs.
3. To evaluate new and innovative training and education pathways at all academic levels and to accredit when appropriate to do so.
4. To monitor CASE accredited programmes of ultrasound education and training to ensure they continue to meet appropriate standards.
5. To assist with the development of ultrasound education and training programmes.

**The term 'clinical' recognises the multi-disciplinary nature of the workforce; in other circumstances the word 'medical' may be used.*




CASE Committee Members, March 2018 (L-R) Vivien Gibbs, Crispian Oates, Gill Harrison, Simon Richards, Mel Williams

Achievements in 2017 – 2018

During this year:

- We were delighted to welcome the College of Podiatry as a new member of CASE from 1st October 2017
- In June 2018 CASE published the '*Standards for Sonographic Education*' document commissioned by Health Education England (HEE) as a step towards developing the ultrasound workforce of the future
- 2 MSc programmes achieved CASE re-accreditation
- 1 new focused course received CASE accreditation and 1 existing focused course achieved re-accreditation
- 1 interim review of a new MSc Direct Entry programme was successfully completed
- 3 changes to existing courses were approved
- 4 new Accreditors were approved to join the team (2 others resigned and 1 retired)
- 3 new members joined the CASE Committee (2 others resigned)
- 16 universities submitted a satisfactory return to the CASE annual performance monitoring review (APMR)
- 61 requests for help and information via the website were dealt with
- 23,422 visits were made to the CASE website
- The Accreditor Day in October 2017 had 17 attendees including Accreditors (both new and existing) and Course Leaders
- The MO's and the Committee held their first joint meeting in April 2018 to produce an action plan for the future of CASE
- Terms of reference for an 'Accreditation Review Project' were created
- Active contribution to the 'Integrated Imaging Workforce Group', set up by HEE
- CASE led a session at BMUS Ultrasound 2017 in December



BMUS Annual Scientific Meeting 2017

New Member Organisation



Dr Heidi Siddle, (NHR Senior Clinical Lecturer, Consultant Podiatrist, Leeds Teaching Hospitals NHS Trust, Associate Professor, University of Leeds) explains why COP were keen to join the Consortium

Podiatrists are performing ultrasound scans to support their clinical diagnosis, enhance treatment strategies and guide interventions for complex patients to improve the patient pathway. In addition to undertaking training to develop their own skills, podiatrists with clinical expertise, as well as extensive knowledge of anatomy and experience, are also providing training for other health professionals and medical clinicians in ultrasound imaging.

The College of Podiatry, Directorate of Podiatric Medicine recognises the need to support members of the Society of Chiropractors and Podiatrists in developing and extending their scope of practice through the use of ultrasound imaging, with the appropriate competencies and recommendations in place.

In a recently published survey of podiatrists nationwide¹ just over a third of respondent's use musculoskeletal ultrasound imaging in their daily or weekly practice to inform treatment through aiding clinical decision making and guiding interventions. The absence of a legal requirement to hold a recognised ultrasound qualification in order to practice as a sonographer in the UK might be the reason that only 18% of those respondents using ultrasound imaging have completed a formal CASE accredited post-graduate course.

The College of Podiatry, as a new member organisation of CASE, want to support the accreditation of courses for their members that promote best ultrasound practice and ensure they are safe and competent to practise in order to maximise the benefits to patients. The College of Podiatry, with support from the CASE Committee and other Member Organisations will define the scope of practice, education and regulation for diagnostic ultrasound imaging.

Lack of mentorship is a persistent difficulty acknowledged by those, including podiatrists, wishing to undertake formal training. In addition to training recommendations for podiatrists, it will be equally important to develop a sustainable mentorship programme to ensure those who want to embark on formal training courses are able to meet the entry requirements of having a mentor. CASE membership provides an opportunity for interdisciplinary mentorship to support training and development.

1. Siddle HJ, Patience A, Coughtrey J, Mooney J, Fox M, Cherry L. Survey of ultrasound practice amongst podiatrists in the UK. *J Foot Ankle Res.* 2018 May 24;11:18. doi: 10.1186/s13047-018-0263-4. eCollection 2018.

CASE Finances

CASE's activities are funded through two main sources: fees paid by Member Organisations to be part of the Consortium and fees charged to course providers for accreditation services. Of particular importance this year was a funding arrangement agreed with HEE to enable delivery of the 'Standards' document and for the review project which is ongoing.

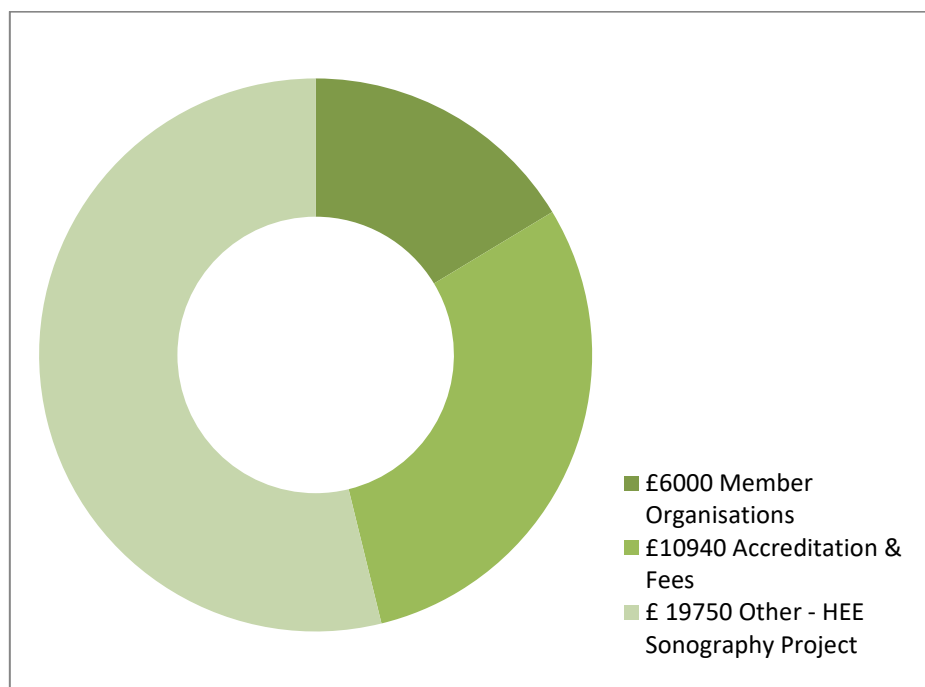
Total income for the year to 30th September 2018 has risen to £36,690 (from £14,735 in 2017) due to the addition of a new Member Organisation and including the monies received from HEE. Of this income, the remainder of the monies received from HEE remain as restricted funds until the CASE deliverables are complete.

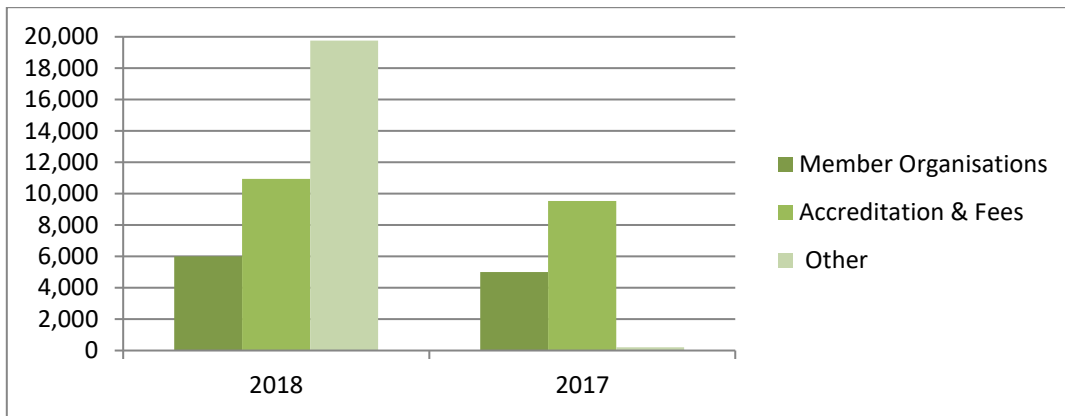
Total expenditure has also increased at £22,135 (from £17,893 in 2017); however this also includes project expenses of £5,000. The remaining expenditure of £17,135 is less than 2017, partly due to reduced travel costs of £647 (from £1,834 in 2017).

The receipt of monies for the HEE project has led to a profit for the year of £14,555 (deficit of £3,158 in 2017). If we exclude the HEE revenue there would be a small deficit of £195.

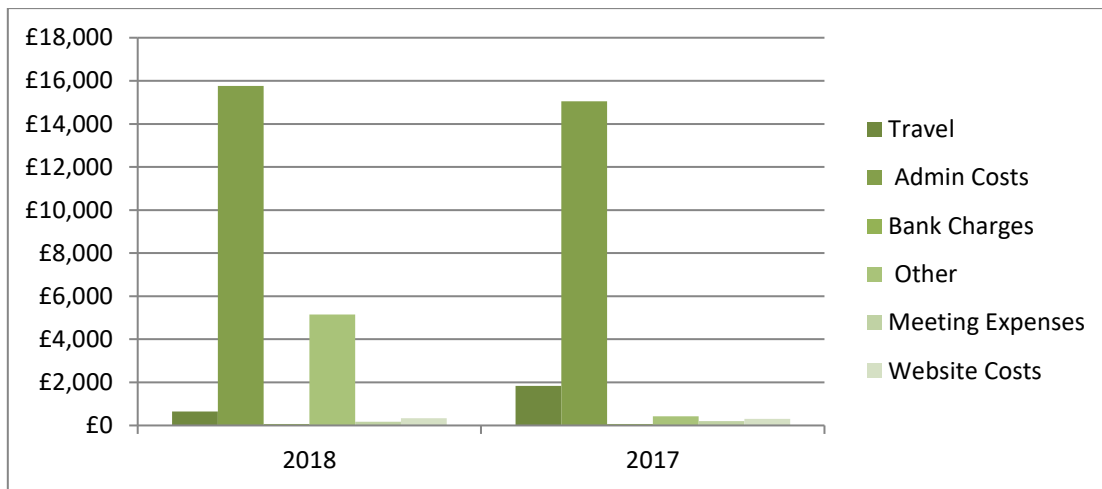
The Balance Sheet shows reserves increasing to £22,606.

CASE Income 2018





CASE Expenditure 2018



Looking Forward

Plans for 2018-19 include:

- Undertake an end-to-end **Accreditation Review Project** to evaluate the accreditation process and propose ways for improvement and innovation; agree a budget and initiate the roll-out of approved recommendations
- Provide evidence in support of the **statutory registration of songographers** to Health Education England and the Professional Standards Authority
- Review the role of CASE Chair and divide responsibilities across the Committee and the Member Organisation groups
- Review the funding model for CASE to improve sustainability
- Assessment of the first non-UK course for accreditation
- Continue engagement with other organisations in the work of CASE and encourage new members to join the Consortium

CASE Accredited Courses 2017-2018

MSc Programmes

AECC/University of Bournemouth	MSc Medical Ultrasound
Birmingham City University	MSc Medical Ultrasound
Canterbury Christ Church University	MSc Medical Ultrasound
City, University London	MSc Medical Ultrasound
Glasgow Caledonian University	MSc Medical Ultrasound
King's College London	MSc Medical Ultrasound/ MSc Vascular Ultrasound
Sheffield Hallam University	MSc Medical Ultrasound
Teesside University	MSc Medical Ultrasound
University of Cumbria	MSc Medical Imaging (Ultrasound)
	MSc Medical Ultrasound (Direct Entry)
University of Derby	MSc Medical Ultrasound
University of Essex	MSc Musculoskeletal Ultrasound Imaging
University of Leeds	MSc Diagnostic Imaging
University of Salford	MSc Ultrasound Imaging
University of the West of England	MSc Medical Ultrasound
University of Ulster	MSc Advancing Practice in Medical Ultrasound

Postgraduate Certificate

University of East London	PgC Musculoskeletal Ultrasound
---------------------------	--------------------------------

Focused Courses

AECC/Bournemouth University	Lower Limb Muscle Ultrasound
Birmingham City University	1 st Trimester Screening
	3 rd Trimester Fetal Surveillance
	Early Pregnancy Ultrasound
	Obstetric Ultrasound Dating for Family Planning
	Transvaginal Ultrasound for Infertility
Canterbury Christ Church University	3 rd Trimester Ultrasound Scanning
	Hands, Wrists & Feet in Rheumatology
Glasgow Caledonian University	3 rd Trimester Obstetric Ultrasound
	Abdominal Aortic Aneurysm Screening
	Synovitis Sonography Course
Public Health England	Abdominal Aortic Aneurysm Screening
Sheffield Hallam University	Ultrasound Scanning: 1st Trimester
	Ultrasound Scanning: 3rd Trimester

CASE Committee 2017-2018

Chair:	Simon Richards	BMUS		
Vice-Chair:	Gill Dolbear	SCoR		
Members:	Heather Venables	BMUS	Crispian Oates	IPEM
	Catherine Kirkpatrick	BMUS	Dr Adam Lovick	IPEM
	Mike Smith	CSP	Prof Neil Pugh	IPEM
	Stuart Wildman	CSP	Dr Vivien Gibbs	SCoR
	Carolyn Mason	CSP	Gill Harrison	SCoR
	Jai Saxelby	COP	Dr Valda Gazzard	SVT
	Lisa Newcombe	COP	Joanne Walker	SVT
			Mary-Ellen Williams	SVT

CASE Accreditors 2017-2018 (in addition to the Committee Members listed above)

Thank you to all our accreditors for volunteering their time in support of CASE

Jane Arezina	University of Leeds
Mike Bryant	Blackpool Teaching Hospitals Foundation Trust
Gareth Bolton	University of Cumbria
Dr Mhairi Brandon	Glasgow Royal Infirmary
Peter Cantin	Plymouth Hospitals NHS Trust
Elizabeth Chapman	Queen Margaret Hospital, Dunfermline
David Cole	Birmingham City University
Gillian Coleman	University of Derby
Diane Dickson	Glasgow Caledonian University
Jane Dixon	Independent Consultant Physiotherapist
Theresa Fail	Health Education West Midlands
Jan Forster	Leeds General Infirmary
Ben Freedman	Kings College Hospital, London
Elaine Gardiner	Glasgow Caledonian University
Sue Halson-Brown	Kings College London
Allison Harris	City, University of London
Dr Bob Jarman	Queen Elizabeth Hospital, Gateshead
Gerry Johnson	University of Salford
Alison McBride	University of South Wales
Dr Pauline Mitchell	Sheffield Hallam University
Frith Noble	Dr Gray's Hospital, Elgin
Dr David Oxborough	Liverpool John Moores University
Jacque Torrington	City, University of London
Wendy Williams	Llandough Hospital, Penarth
Jean Wilson	University of Leeds (retired)
Rachel Wilson	Hull & East Yorkshire NHS Hospital Trust



Consortium for the Accreditation of Sonographic Education

CASE March 2019

Contact: Sally Hawking

Case Coordinator

case@ipem.ac.uk

www.case-uk.org

 [@CASE_news](https://twitter.com/CASE_news)

